

HHBLASR

Adjustable Linear High Bay Sensor Ready Lumens & Kelvin Selectable

HOUSING

- Premium powder-coat, steel, white housing.

ELECTRICAL

- Operating temperature (ambient): -40°C to 50°C (-40°F to 122°F) .
- Universal 120-277V AC voltage (50-60Hz) is standard.
- Optics rotate up to 135°.
- Screw in sensor ready. (Sensor and remote control sold separately).
- Emergency driver option available.
- 347-480v achieved with step-down transformer.
- 0-10VDC dimming drivers are standard.
- Input transient surge protection = 6kV.
- PF > 0.9; THD < 20%.

OPTICAL SYSTEM

- Polycarbonate lens.
- Field Selectable 4000k (neutral white) and 5000k (cool white) color temperatures*.
- Tri-Lumens selectable delivers 9,000 to 30,000 nominal lumens (see lumen tables on page 3)**.
- Remote Control required to change factory sensor settings (see default settings on page 2).
- Long-life LEDs provide 148,000 hours of operation with at least 70% of initial lumen output (L70), and 44,000 hours with at least 90% of initial lumen output (L90)**.
- LED color maintenance < 0.0035 chromaticity shift ($\Delta u'v'$) over the initial 6,000 hours of operation.
- Color rendering index > 80%.

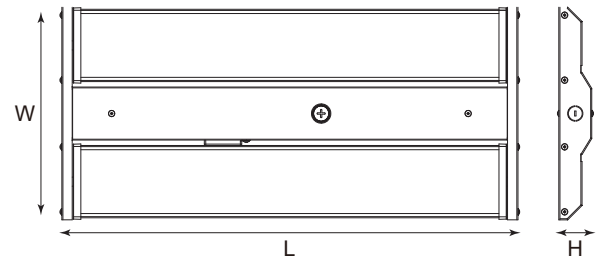
* Default kelvin temperature = 4000k.

** Default power setting = highest lumen output. ***L70 & L90 hours are IES TM-21-11 calculated hours.

MOUNTING

- Chain-mount kit (includes v-hooks , 1-meter long chain) are standard.
- Optional surface mounting kit provides attachment to solid surfaces*.
- Optional pendant mounting kit provides pendant attachment to 1/2" rigid conduit.

* Surface mount kit and Pendant mount kit are not compatible with the UNC StepDown Transformer option, nor the on-board, factory installed EM driver options.



Model #	L (in)	W (in)	H (in)	Weight (lbs)
HHBLASR-15129L-4K5K	25.8	12.1	1.9	7.5
HHBLASR-241815L-4K5K	25.8	12.1	1.9	7.5
HHBLASR-302418L-4K5K	25.8	12.1	1.9	7.5

CODE COMPLIANCE

- cULus listed for damp locations.
- DLC Premium listed.
- Complies with FCC part 15, class A.

WARRANTY

- 5 year warranty on all electronics and housing.

STANDARDS



ORDERING INFORMATION Example: HHBLASR-15129L-4K5K

Series	Nominal Lumen Output (Selectable)		Kelvin Selectable	Input Voltage	Emergency Driver
HHBLASR	15129L	15,000 / 12,000 / 9,000	4K5K	UNC* 347-480V Blank 120-277V	EM10 10W Emergency Driver
	241815L	24,000 / 18,000 / 15,000			EM13 13W Emergency Driver
	302418L	30,000 / 24,000 / 18,000			EM25 25W Emergency Driver Blank No Emergency Driver

REPLACES THE HHBLA

* UNC option not Compatible with Emergency Drivers



Job Name: _____
 Type: _____
 Part #: _____
 Notes: _____

ACCESSORIES (ORDER SEPARATELY)

Sensor:

- HD07VR-PH-1 = Passive infrared sensor - maximum mounting height = 39FT,
 factory settings: detection area = 100%, hold time = 5 sec, stand-by period = 0 sec,
 stand-by dimming level = 10%, daylight threshold = disabled
- HD07VR-MH-B-1 Microwave step-dimming sensor - maximum mounting height = 49FT,
 factory settings: detection area = 100%, hold time = 5 sec, stand-by period = 0 sec, stand-by
 dimming level = 10%, daylight threshold = disabled
- HD05R = Remote control for HD07VR-PH-1 & HD07VR-MH-B-1 (required to change factory setting)

Wire Guard:

- HHBLASR-WGK-24x4 = WIRE GUARD FOR ALL HHBLASR MODELS

Mounting Option:

- HHBLASR-SMK = SURFACE MOUNT KIT FOR ALL HHBLASR MODELS* PENDANT MOUNT KIT
 HHBLASR-PMK = FOR ALL HHBLASR MODELS*

* SMK and PMK not compatible with UNC and EM drivers.

Remote Mount EM Drivers:

- BLEM-CP-10C = 10W EMERGENCY DRIVER WITH CONDUIT - EM10
 BLEM-CP-13C = 13W EMERGENCY DRIVER WITH CONDUIT - EM13

LUMEN TABLES)

Series	Measurements	Low Lumens		Mid Lumens		High Lumens	
		4000k	5000k	4000k	5000k	4000k	5000k
HHBLASR-15129L-4K5K	Lumens	9,935	9,886	12,681	12,531	15,819	15,495
	Watt	63.9	64.9	83.2	85.0	106.7	109.4
	Efficac	155	152	152	147	148	142

Series	Measurements	Low Lumens		Mid Lumens		High Lumens	
		4000k	5000k	4000k	5000k	4000k	5000k
HHBLASR-241815L-4K5K	Lumens	15,038	15,043	17,959	17,769	23,645	23,141
	Watt	95.21	96.61	115.38	117.13	157.28	160.36
	Efficac	158	156	156	152	150	144

Series	Measurements	Low Lumens	Mid Lumens	High Lumens
		4000k	4000k	4000k
HHBLASR-302418L-4K5K	Lumens	19,469	25,457	31,090
	Watt	120.8	162.5	205.3
	Efficac	161	157	151

ELECTRICAL DATA

Series	CCT	Input Amps (A)								
		Low Lumens			Mid Lumens			High Lumens		
		120V	240V	277V	120V	240V	277V	120V	240V	277V
HHBLASR-15129L-4K5K	4000k	0.53	0.27	0.23	0.69	0.35	0.30	0.89	0.44	0.39
	5000k	0.54	0.27	0.23	0.71	0.35	0.31	0.91	0.46	0.39

Series	CCT	Input Amps (A)								
		Low Lumens			Mid Lumens			High Lumens		
		120V	240V	277V	120V	240V	277V	120V	240V	277V
HHBLASR-181512L-4K5K	4000k	0.79	0.40	0.34	0.96	0.48	0.42	1.31	0.66	0.57
	5000k	0.81	0.40	0.35	0.98	0.49	0.42	1.34	0.67	0.58

Series	CCT	Input Amps (A)								
		Low Lumens			Mid Lumens			High Lumens		
		120V	240V	277V	120V	240V	277V	120V	240V	277V
HHBLASR-302418L-4K5K	4000k	1.01	0.50	0.44	1.35	0.68	0.59	1.71	0.86	0.74
	5000k	1.02	0.51	0.44	1.38	0.69	0.60	1.75	0.87	0.76

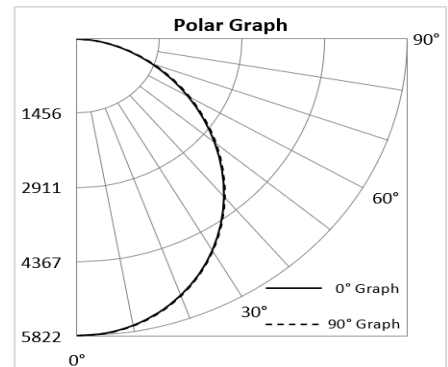
PHOTOMETRICS
HHBLASR-15129L-4K5K
Luminaire Data

Description	Adjustable High Bay Lumen/Kelvin Selectable
Total Lumens	15,495
Input Wattage	109
Efficacy (lm/W)	142
Spacing Criterion (0-180°)	1.24
Spacing Criterion (90-270°)	1.24

Photometrics calculated at 5000k - high lumens setting

Zonal Lumen Summary

Zone	Lumens	%Fixt
0-20°	2,114	13.6%
0-30°	4,449	28.7%
0-40°	7,199	46.5%
20-50°	7,851	50.7%
40-70°	6,974	45.0%
0-60°	12,380	79.9%
0-80°	15,208	98.2%
0-90°	15,495	100.0%
90-180°	0	0.0%
0-180°	15,495	100.0%

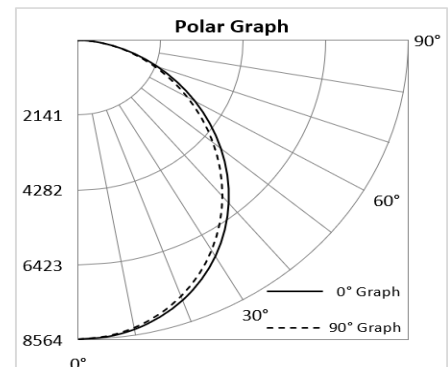

HHBLASR-241815L-4K5K
Luminaire Data

Description	Adjustable High Bay Lumen/Kelvin Selectable
Total Lumens	23,141
Input Wattage	160
Efficacy (lm/W)	144
Spacing Criterion (0-180°)	1.24
Spacing Criterion (90-270°)	1.22

Photometrics calculated at 5000k - high lumens setting

Zonal Lumen Summary

Zone	Lumens	%Fixt
0-20°	3,112	13.4%
0-30°	6,559	28.3%
0-40°	10,633	45.9%
20-50°	11,637	50.3%
40-70°	10,444	45.1%
0-60°	18,367	79.4%
0-80°	22,662	97.9%
0-90°	23,111	99.9%
90-180°	30	0.1%
0-180°	23,141	100.0%



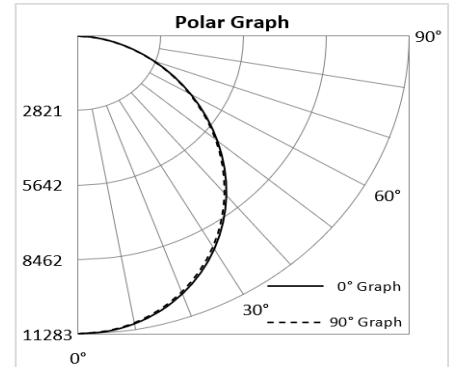
HHBLASR-302418L-4K5K
Luminaire Data

Description	Adjustable High Bay Lumen/Kelvin Selectable
Total Lumens	30,160
Input Wattage	210
Efficacy (lm/W)	144
Spacing Criterion (0-180°)	1.24
Spacing Criterion (90-270°)	1.22

 Photometrics calculated at
5000k - high lumens setting

Zonal Lumen Summary

Zone	Lumens	%Fixt
0-20°	4,097	13.6%
0-30°	8,625	28.6%
0-40°	13,965	46.3%
20-50°	15,249	50.6%
40-70°	13,595	45.1%
0-60°	24,055	79.8%
0-80°	29,583	98.1%
0-90°	30,160	100.0%
90-180°	0	0.0%
0-180°	30,160	100.0%


COMPATIBLE EMERGENCY DRIVERS-INSTALLED

Emergency Driver Part Number	EM10		EM13		EM25	
	Watts	EM Lumens	Watts	EM Lumens	Watts	EM Lumens
HHBLASR-15129L-4K5K	10	1420	13	1846	25	3550
HHBLASR-241815L-4K5K	10	1440	13	1872	25	3600
HHBLASR-302418L-4K5K	10	1440	13	1872	25	3600

COMPATIBLE DIMMERS AND CONTROLS

Manufacturer	Model Number	Dimmer Range	Load Switching Capacity
Best Lighting	DWS-010V-T	10%-100%	600W
Best Lighting	DWS-010V-D	10%-100%	600W
Leviton	IP710-LFZ	10%-100%	1200W
Lutron	DVSTV	10%-100%	450W

PLUGS AND CORDS)

Part number suffix	Description	For use with
6C3	6' cord - 3 conductor (black/white/green)	Standard & UNC
6C4	6' cord - 4 conductor (black/white/green/red)	EM driver
6C5	6' cord - 5 conductor (black/white/green/purple/pink)	Dimming (standard & UNC)
6C6	6' cord - 6 conductor (black/white/green/red/purple/pink)	Dimming & EM driver
10C3	10' cord - 3 conductor (black/white/green)	Standard & UNC
10C4	10' cord - 4 conductor (black/white/green/red)	EM driver
10C5	10' cord - 5 conductor (black/white/green/purple/pink)	Dimming (standard & UNC)
10C6	10' cord - 6 conductor (black/white/green/red/purple/pink)	Dimming & EM driver
15C3	15' cord - 3 conductor (black/white/green)	Standard & UNC
15C4	15' cord - 4 conductor (black/white/green/red)	EM driver
15C5	15' cord - 5 conductor (black/white/green/purple/pink)	Dimming (standard & UNC)
15C6	15' cord - 6 conductor (black/white/green/red/purple/pink)	Dimming & EM driver
6W3	6' whip - 3 conductor (black/white/green)	Standard & UNC
6W4	6' whip - 4 conductor (black/white/green/red)	EM driver
6W5	6' whip - 5 conductor (black/white/green/purple/pink)	Dimming (standard & UNC)
6W6	6' whip - 6 conductor (black/white/green/red/purple/pink)	Dimming & EM driver



Job Name: _____

Type: _____

Part #: _____

Notes: _____

PLUGS AND CORDS)

Part number suffix	Description	For use with
6P515	6' cord - 3 conductor (black/white/green) - NEMA 5-15 plug (120V/15A)	Standard luminaire
6P615	6' cord - 3 conductor (black/white/green) - NEMA 6-15 plug (240V/15A)	Standard luminaire
6P715	6' cord - 3 conductor (black/white/green) - NEMA 7-15 plug (277V/15A)	Standard luminaire
6P520	6' cord - 3 conductor (black/white/green) - NEMA 5-20 plug (120V/20A)	Standard luminaire
6P620	6' cord - 3 conductor (black/white/green) - NEMA 6-20 plug (277V/20A)	Standard luminaire
6P515L	6' cord - 3 conductor (black/white/green) - NEMA L5-15 plug (120V/15A locking)	Standard luminaire
6P615L	6' cord - 3 conductor (black/white/green) - NEMA L6-15 plug (240V/15A locking)	Standard luminaire
6P715L	6' cord - 3 conductor (black/white/green) - NEMA L7-15 plug (277V/15A locking)	Standard luminaire
6P520L	6' cord - 3 conductor (black/white/green) - NEMA L5-20 plug (120V/20A locking)	Standard luminaire
6P620L	6' cord - 3 conductor (black/white/green) - NEMA L6-20 plug (240V/20A locking)	Standard luminaire
6P720L	6' cord - 3 conductor (black/white/green) - NEMA L7-20 plug (277V/20A locking)	Standard luminaire
6P2420L	6' cord - 3 conductor (black/white/green) - NEMA L24-20 plug (347V/20A locking)	UNC luminaire
6P820L	6' cord - 3 conductor (black/white/green) - NEMA L8-20 plug (480V/20A locking)	UNC luminaire
10P515	10' cord - 3 conductor (black/white/green) - NEMA 5-15 plug (120V/15A)	Standard luminaire
10P615	10' cord - 3 conductor (black/white/green) - NEMA 6-15 plug (240V/15A)	Standard luminaire
10P715	10' cord - 3 conductor (black/white/green) - NEMA 7-15 plug (277V/15A)	Standard luminaire
10P520	10' cord - 3 conductor (black/white/green) - NEMA 5-20 plug (120V/20A)	Standard luminaire
10P620	10' cord - 3 conductor (black/white/green) - NEMA 6-20 plug (277V/20A)	Standard luminaire
10P515L	10' cord - 3 conductor (black/white/green) - NEMA L5-15 plug (120V/15A locking)	Standard luminaire
10P615L	10' cord - 3 conductor (black/white/green) - NEMA L6-15 plug (240V/15A locking)	Standard luminaire
10P715L	10' cord - 3 conductor (black/white/green) - NEMA L7-15 plug (277V/15A locking)	Standard luminaire
10P520L	10' cord - 3 conductor (black/white/green) - NEMA L5-20 plug (120V/20A locking)	Standard luminaire
10P620L	10' cord - 3 conductor (black/white/green) - NEMA L6-20 plug (240V/20A locking)	Standard luminaire
10P720L	10' cord - 3 conductor (black/white/green) - NEMA L7-20 plug (277V/20A locking)	Standard luminaire
10P2420L	10' cord - 3 conductor (black/white/green) - NEMA L24-20 plug (347V/20A locking)	UNC luminaire
10P820L	10' cord - 3 conductor (black/white/green) - NEMA L8-20 plug (480V/20A locking)	UNC luminaire
15P515	15' cord - 3 conductor (black/white/green) - NEMA 5-15 plug (120V/15A)	Standard luminaire
15P615	15' cord - 3 conductor (black/white/green) - NEMA 6-15 plug (240V/15A)	Standard luminaire
15P715	15' cord - 3 conductor (black/white/green) - NEMA 7-15 plug (277V/15A)	Standard luminaire
15P520	15' cord - 3 conductor (black/white/green) - NEMA 5-20 plug (120V/20A)	Standard luminaire
15P620	15' cord - 3 conductor (black/white/green) - NEMA 6-20 plug (277V/20A)	Standard luminaire
15P515L	15' cord - 3 conductor (black/white/green) - NEMA L5-15 plug (120V/15A locking)	Standard luminaire
15P615L	15' cord - 3 conductor (black/white/green) - NEMA L6-15 plug (240V/15A locking)	Standard luminaire
15P715L	15' cord - 3 conductor (black/white/green) - NEMA L7-15 plug (277V/15A locking)	Standard luminaire
15P520L	15' cord - 3 conductor (black/white/green) - NEMA L5-20 plug (120V/20A locking)	Standard luminaire
15P620L	15' cord - 3 conductor (black/white/green) - NEMA L6-20 plug (240V/20A locking)	Standard luminaire
15P720L	15' cord - 3 conductor (black/white/green) - NEMA L7-20 plug (277V/20A locking)	Standard luminaire
15P2420L	15' cord - 3 conductor (black/white/green) - NEMA L24-20 plug (347V/20A locking)	UNC luminaire
15P820L	15' cord - 3 conductor (black/white/green) - NEMA L8-20 plug (480V/20A locking)	UNC luminaire