

## HETH-PL

LED Back-Lit Panel Light 5-Wattages + 5-CCT  
(35/40/50/57/65K), Damp Rated, 130 lm/W, Dimmable + Smart

### FEATURES

**Lumen Output** 1950 to 9360 lumens

**Efficacy** 130 lm/W

**Input Voltage** 120-277V

**Dimmable** 0-10V Continuous

**Size** 1x4, 2x2, 2x4

**CCT** Select (3500K/4000K/5000K/5700K/6500K)

**Rating** Damp Location

**Warranty** 5 Years

### 5 DD@7 5 HCBG

Premium indoor luminaire suitable for general indoor commercial spaces, lobbies, offices, meeting rooms, schools, retail stores, restrooms, hallways, and work-stations.

### 7 CBGHI 7 HCB

Manufactured for durability using aluminum sheet housing with satin coating to resist corrosion, discoloration, and scratching. Damp Location rated.

### 9 @7 HF-7 5 @

Input voltage 120-277V models with 0-10V Continuous Dimming. Tunable 5-CCT (3500K, 4000K, 5000K, 5700K, 6500K) and Tunable 5-Wattages. Operating temperatures -4°F to 113°F (-20°C to 45°C).

### ACI BHB;

Recessed T-Bar Ceiling Mount. Optional Flange Kits and Surface Mount Kits available.

### CDH7 G

Anti-UV Frosted Polycarbonate Lens.

### 9A9F; 9B7M

Installed 90 Minute Emergency Backup Battery Driver options available.

### @GHB; G

DLC Premium listed. ETL certified to meet US and Canadian standards. FCC and RoHS compliant.

### K 5 FF5 BHM

5 year exclusive limited warranty.

Tunable 1x4, 2x2 and 2x4 Models




Surface Mount Kit

Emergency Driver



### TUNABLE CORRELATED COLOR TEMPERATURES (CCT)

3500K      4000K      5000K      5700K      6500K



**ORDERING INFORMATION**

Model	Size	Wattage	Voltage	Current	Lumens	Efficacy	CCT	Dimming	Color	Dimensions
HETH-PL14405W5C	1x4	(15W, 20W, 25W, 30W, 40W)	120-277V	0.14A@120V, 0.06A@277V 0.18A@120V, 0.08A@277V 0.23A@120V, 0.10A@277V 0.28A@120V, 0.12A@277V 0.37A@120V, 0.16A@277V	1950 2600 3250 3900 5200	130 lm/W	(3500K, 4000K, 5000K, 5700K, 6500K)	0-10V	White	47.80"L x 11.90"W x 1.38"H
HETH-PL22405W5C	2x2	(15W, 20W, 25W, 30W, 40W)	120-277V	0.14A@120V, 0.06A@277V 0.18A@120V, 0.08A@277V 0.23A@120V, 0.10A@277V 0.28A@120V, 0.12A@277V 0.37A@120V, 0.16A@277V	1950 2600 3250 3900 5200	130 lm/W	(3500K, 4000K, 5000K, 5700K, 6500K)	0-10V	White	23.70"L x 23.70"W x 1.38"H
HETH-PL24505W5C	2x4	(25W, 30W, 35W, 40W, 50W)	120-277V	0.23A@120V, 0.10A@277V 0.28A@120V, 0.12A@277V 0.32A@120V, 0.14A@277V 0.37A@120V, 0.16A@277V 0.46A@120V, 0.20A@277V	3250 3900 4550 5200 6500	130 lm/W	(3500K, 4000K, 5000K, 5700K, 6500K)	0-10V	White	47.80"L x 23.70"W x 1.38"H
HETH-PL24725W5C	2x4	(30W, 40W, 50W, 60W, 72W)	120-277V	0.28A@120V, 0.12A@277V 0.37A@120V, 0.16A@277V 0.46A@120V, 0.20A@277V 0.55A@120V, 0.24A@277V 0.66A@120V, 0.29A@277V	3900 5200 6500 7800 9360	130 lm/W	(3500K, 4000K, 5000K, 5700K, 6500K)	0-10V	White	47.80"L x 23.70"W x 1.38"H

**Mount**

<b>HETH-SM14</b>	Surface Mount Kit 1x4
<b>HETH-SM22</b>	Surface Mount Kit 2x2
<b>HETH-SM24</b>	Surface Mount Kit 2x4

**Emergency**

<b>EM8</b>	[INSTALLED] Emergency LED Driver, 8W, 90-Min Battery
<b>EM20</b>	[INSTALLED] Emergency LED Driver, 20W, 90-Min Battery

**SPECIFICATIONS**
**ENERGY DATA**


**Input Voltage:** 120-277V  
**Input Frequency:** 50/60 Hz  
**Wattage:** 5-Wattages (40W Max, 50W Max, 72W Max)  
**Power Factor:** >0.9  
**Total Harmonic Distortion (THD):** <15%  
**Operating Temperature:** -4°F to 113°F (-20°C to 45°C)

**LIGHTING DATA**

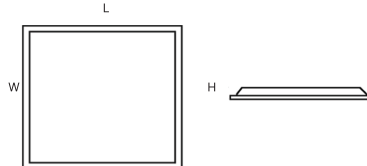
**Lumens:** 1950 to 9360  
**Lumens Per Watt:** 130 lm/W  
**Correlated Color Temperature (CCT):** 5-CCT (35K, 40K, 50K, 57K, 65K) **Dimmable:** 0-10V  
**Color Rendering Index (CRI):** 83  
**L70:** 50000 hours

**PHYSICAL DIMENSIONS**
**1x4 Models**

47.80"L x 11.90"W x 1.38"H


**2x2 Models**

23.70"L x 23.70"W x 1.38"H


**2x4 Models**

47.80"L x 23.70"W x 1.38"H

