

HFL

LUNAR



RoHS compliant



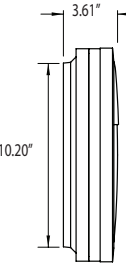
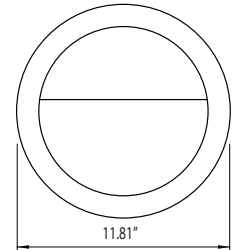
FEATURES:

- Available in LED
- Powder Coated Cast Aluminum
Wall or Ceiling Mount
- Enclosed & Gasketed
ETL Listed for Wet Locations (IP65)
- Standard Pack QTY: 6



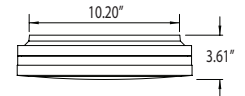
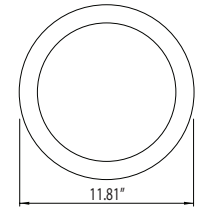
HFL372

H/CTR: 5.9"



HFL371

H/CTR: 5.9"



MODEL	LIGHT SOURCE	BODY	DIFFUSER	OPTIONS
HFL371 HFL372	EOS LED 120V AC, 50/60 Hz, HPF, 50,000 HRS L70*, AMBIENT OP TEMP -40°C TO +40°C, 5 YEAR WARRANTY, DIMMABLE, ENERGY STAR*** LE1200 - 14W, 80 CRI >102 Lumens Per Watt**	W -1430lm 3000K C -1500lm 4000K	POLYCARBONATE W -White	M -Motion Sensor EB -Emergency Backup (options not available with LE2600)
	LE1800 - 22W, 80 CRI >88 Lumens Per Watt**	W -1950lm 3000K C -2130lm 4000K		
	LE2600 - 32W, 80 CRI >84 Lumens Per Watt**	W -2700lm 3000K C -2750lm 4000K		
HFL371	MULTI-VOLT LED 120-277V, 50/60 Hz, CONSTANT CURRENT AT 700mA, DRIVER UL CLASS 2, HPF, THERMALLY PROTECTED ARRAY, 50,000 HRS L70* AMBIENT OP TEMP -40°C TO +40°C, 3 YEAR WARRANTY, ENERGY STAR*** L1800 - 22W Power Input CRI 74 (TYP) >82 Lumens Per Watt**	W -White B - Black	POLYCARBONATE W -White	M -Motion Sensor

HFL

EMERGENCY BACKUP LED LIGHT



FEATURES:

- 135 Min. of Emergency Backup LED
- Test Switch/LED Charge Indicator 4W
- LED Backup Array
- NiCd, 3.6 VDC Battery
- 24hr Recharge Time
- Ambient Temp: 0°C to +40°C
- 5yr Warranty



FIXTURES WITH EMERGENCY BACKUP LED LIGHT OPTION



HFL372

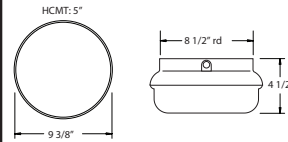
IP65 Rated & ADA Compliant
Enclosed & Gasketed
Wall or Ceiling Mount
ETL Listed for Wet Locations



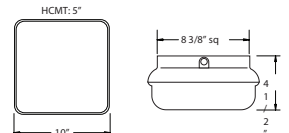
HFL371



HFK391



HFK395



Vandal Resistant Knockouts for
Conduit Wall or Ceiling Mount
UL Listed for Wet Locations

ORDERING INFORMATION:

MODEL	LIGHT SOURCE	BODY	DIFFUSER	OPTIONS
HFL371 HFL372 HFK391 HFK395	<p>EOS LED 120V AC, 50/60 Hz, HPF, 50,000 HRS L70*, AMBIENT OP TEMP -40°C TO +40°C, 5 YEAR WARRANTY, DIMMABLE</p> <p>LE800 - 13W Power Input CRI 80 (TYP) >88 Lumens Per Watt**</p> <p>W-1140lm 3000K C-1280lm 4000K</p> <p>LE1200 - 14W Power Input CRI 80 (TYP) >102 Lumens Per Watt**</p> <p>W-1430lm 3000K C-1500lm 4000K</p> <p>LE1800 - 23W Power Input CRI 80 (TYP) >88 Lumens Per Watt**</p> <p>W-1950lm 3000K C-2130lm 4000K</p> <p>MULTI-VOLT LED 120-277V, 50/60 Hz, CONSTANT CURRENT AT 700mA, DRIVER UL CLASS 2, HPF, THERMALLY PROTECTED, 50,000 HRS L70*, AMBIENT OP TEMP -40°C TO +40°C, 3 YEAR WARRANTY</p> <p>L1800 - 22W Power Input CRI 74 (TYP) >82 Lumens Per Watt**</p> <p>C-1824lm 4000K</p>	<p>W-White B- Black</p>	<p>POLYCARBONATE F-Frosted Prismatic W-White*</p>	<p>M-Motion Sensor EB -Emergency Backup</p>
		<p>W-White B- Black</p>	<p>POLYCARBONATE F-Frosted Prismatic W-White*</p>	<p>M-Motion Sensor EB -Emergency Backup</p>