

# HHBR

## Premium Round LED High Bays, 14,000 – 34,000 Lumens

### STANDARD



### FEATURES

- Available in 4000k (neutral white) and 5000k (cool white) color temperatures.\*
  - Long-life LEDs provide at least 174,000 hours of operation with at least 70% of initial lumen output ( $L_{70}$ ).\*\*
  - LED chromaticity based on < 6-step ANSI quadrangles.
  - LED color maintenance  $\leq 0.002$  chromaticity shift ( $\Delta u'v'$ ) over the initial 6,000 of operation.
  - Provides a range of 14,000 to 34,000 nominal lumens and draws 100-240 nominal watts.\*
  - Universal 120-277 AC voltage (50-60Hz) and 6-foot incoming AC power cords are standard. Universal 277-480 AC voltage (50/60Hz) is also available.
  - 0-10vdc dimming drivers are standard.
  - Watertight, compression-type electrical connectors.
  - Mounting options include suspension from eyebolt (standard), yoke mounting, snap hook, and attachment to electrical conduit.
  - Power factor > 0.90.
  - Total harmonic distortion < 20%.
  - Color rendering index ( $R_a$ ) > 80. Red color rendering > 5.
  - Die cast aluminum housing, painted black.
  - Polycarbonate lens.
  - Easy installation in new construction or retrofit.
- \* Contact factory for other color temperatures and lumen packages.  
\*\*  $L_{70}$  hours are IES TM-21-11 calculated hours.

### WARRANTY & LISTINGS

- cULus listed for wet locations in ambient temperatures from -30°C to 50°C (-22°F to 122°F).
- DLC premium approved.
- Input transient surge protection (4kV).
- Complies with FCC Part 15, class A.
- IP65 rated for ingress protection.
- 5-year warranty of all electronics and housing.

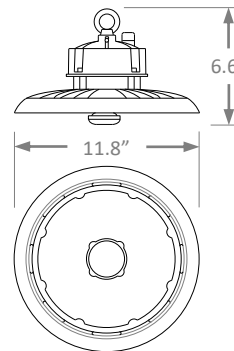


### MOUNTING OPTIONS

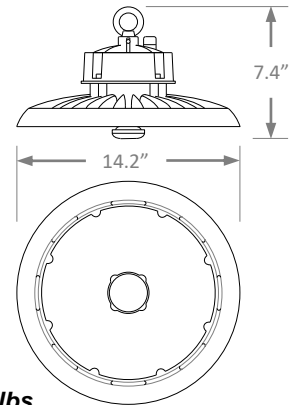
- Suspension from pre-installed mounting eyebolt with locking set screw is standard.
- Ceiling-mounted installation (using optional yoke mounting bracket, A) provides up to 180° of adjustability.
- Two ways to mount luminaire to electrical conduit:
  - Attach conduit (1/2" NPS) to optional yoke mounting bracket.
  - Optional pendant snap hook.

### DIMENSIONS

14L/15L &amp; 20L/21L Models



27L/28L &amp; 32L/34L Models



Weight: 5-11 lbs.

### ORDERING INFORMATION

Series	Nominal Lumen Output		Color Temperature		Input Voltage		Occupancy Sensor + Dimming <sup>1,2</sup>		Mounting Accessories (Order Separately)	
	Model	Output	Temp	Output	Blank	120-277	Blank	Occupancy sensor	LEDHBRSN-PSH-PRM-V2 HBRE-YOKE-S LEDHBRSN-YOKE-PRM HBR-ALREFL90-S HBR-PCREFL90-S HBR-ALREFL90-L HBR-PCREFL90-L HD03R	
HHBR	14L	14,000	4K	4000k	Blank	120-277	Blank	Microwave occupancy + dimming sensor	Pendant snap hook Yoke mount - 14L/15L & 20L/21L Yoke mount - 27L/28L & 32L/34L 90° Alum. reflector - 14L/15L & 20L/21L 90° PC reflector - 14L/15L & 20L/21L 90° Alum. reflector - 27L/28L & 32L/34L 90° PC reflector - 27L/28L & 32L/34L Sensor remote	
	20L	20,000	5K	5000k						
	28L	28,000								
	32L	32,000			UNC	277-480	Blank	No sensor		
	15L	15,000								
	21L	21,000								
	27L	27,000								
	34L	34,000								

<sup>1</sup> Remote control Required for programming (sold separately).

<sup>2</sup> Default sensor settings: detection area = 100%, hold time = 5 seconds, daylight threshold = disabled, stand-by period = 0 seconds, stand-by dimming level = 10%

**ELECTRICAL DATA**

Model	Color Temperature	CRI <sup>1</sup>	Luminaire Lumens	Luminaire Watts	Lumens/Watt	Input Voltage <sup>2</sup>	Input Current (A)			Power Factor	THD <sup>3</sup>	L <sub>70</sub> Hours <sup>4</sup>
							120V	240V 277V	277V 480V			
HHBR-14L-4K	4000k	>80	14,073	98	144	120-277	0.82	0.41	0.35	>0.90	<20%	174,000
HHBR-14L-5K	5000k	>80	14,112	97	146	120-277	0.81	0.40	0.35	>0.90	<20%	174,000
HHBR-20L-4K	4000k	>80	20,251	150	135	120-277	1.25	0.62	0.54	>0.90	<20%	174,000
HHBR-20L-5K	5000k	>80	21,047	150	140	120-277	1.25	0.62	0.54	>0.90	<20%	174,000
HHBR-28L-4K	4000k	>80	28,049	200	141	120-277	1.66	0.83	0.72	>0.90	<20%	174,000
HHBR-28L-5K	5000k	>80	28,441	201	142	120-277	1.67	0.84	0.72	>0.90	<20%	174,000
HHBR-32L-4K	4000k	>80	32,101	240	134	120-277	2.00	1.00	0.87	>0.90	<20%	174,000
HHBR-32L-5K	5000k	>80	32,408	240	135	120-277	2.00	1.00	0.87	>0.90	<20%	174,000
HHBR-15L-4K-UNC	4000k	>80	14,744	101	146	277-480	N/A	0.36	0.21	>0.90	<20%	174,000
HHBR-15L-5K-UNC	5000k	>80	14,855	101	147	277-480	N/A	0.36	0.21	>0.90	<20%	174,000
HHBR-21L-4K-UNC	4000k	>80	21,137	149	141	277-480	N/A	0.54	0.31	>0.90	<20%	174,000
HHBR-21L-5K-UNC	5000k	>80	21,236	148	143	277-480	N/A	0.53	0.31	>0.90	<20%	174,000
HHBR-27L-4K-UNC	4000k	>80	27,434	200	137	277-480	N/A	0.72	0.42	>0.90	<20%	174,000
HHBR-27L-5K-UNC	5000k	>80	28,056	198	142	277-480	N/A	0.71	0.41	>0.90	<20%	174,000
HHBR-34L-4K-UNC	4000k	>80	33,797	238	142	277-480	N/A	0.86	0.50	>0.90	<20%	174,000
HHBR-34L-5K-UNC	5000k	>80	34,005	237	144	277-480	N/A	0.86	0.49	>0.90	<20%	174,000

<sup>1</sup> Color rendering index.

<sup>2</sup> All 50-60Hz.

<sup>3</sup> Total harmonic distortion.

<sup>4</sup> L<sub>70</sub> refers to the number of hours at which lumen output declines to 70% of the initial level. L<sub>70</sub> hours are IES TM-21-11 calculated hours.

**Compatible Dimmers**

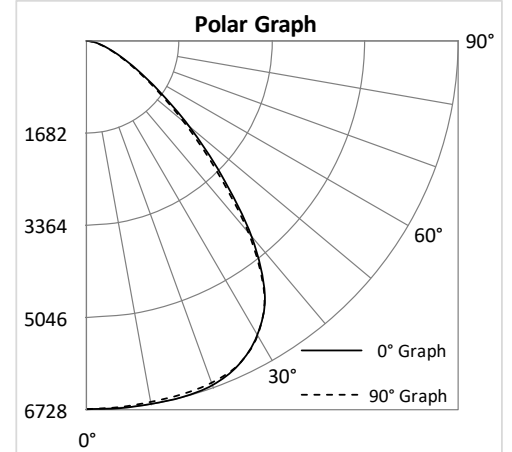
Manufacture	Model Number	Dimming Range	Load Switching Capacity
Lutron	DVSTV	10%-100%	450W
Leviton	IP710-LFZ	10%-100%	1200W
General Protecht	DMD-LED3-102	10%-100%	600W

**PHOTOMETRIC DATA**
**HHBR-14L-4K**
**Luminaire Data**

Description	Round High Bay 14L, 4K
Total Lumens	14,073
Input Wattage	98
Efficacy (lm/W)	144
Spacing Criterion (0-180°)	1.34
Spacing Criterion (90-270°)	1.34

**Zonal Lumen Summary**

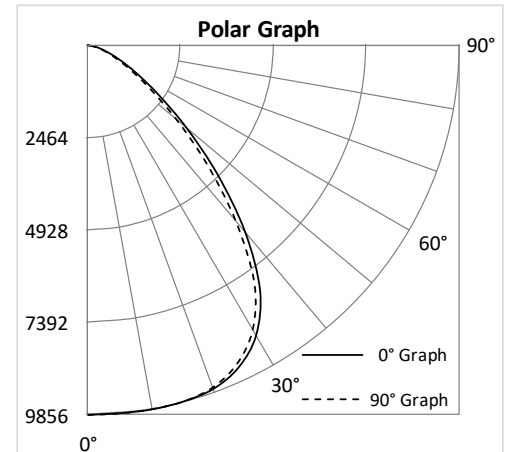
Zone	Lumens	%Fixt
0-20°	2,536	18.0%
0-30°	5,532	39.3%
0-40°	9,003	64.0%
20-50°	9,103	64.7%
40-70°	4,734	33.6%
0-60°	13,068	92.9%
0-80°	14,005	99.5%
0-90°	14,055	99.9%
90-180°	18	0.1%
0-180°	14,073	100.0%


**HHBR-20L-4K**
**Luminaire Data**

Description	Round High Bay 20L, 4K
Total Lumens	20,251
Input Wattage	150
Efficacy (lm/W)	135
Spacing Criterion (0-180°)	1.32
Spacing Criterion (90-270°)	1.3

**Zonal Lumen Summary**

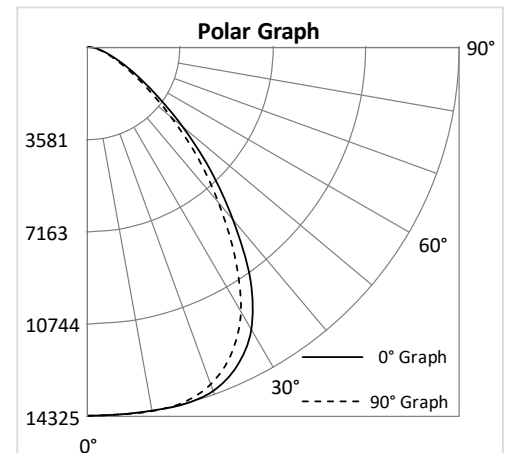
Zone	Lumens	%Fixt
0-20°	3,722	18.4%
0-30°	8,086	39.9%
0-40°	13,035	64.4%
20-50°	13,048	64.4%
40-70°	6,724	33.2%
0-60°	18,799	92.8%
0-80°	20,149	99.5%
0-90°	20,225	99.9%
90-180°	26	0.1%
0-180°	20,251	100.0%


**HHBR-28L-4K**
**Luminaire Data**

Description	Round High Bay 28L, 4K
Total Lumens	28,049
Input Wattage	200
Efficacy (lm/W)	141
Spacing Criterion (0-180°)	1.28
Spacing Criterion (90-270°)	1.22

**Zonal Lumen Summary**

Zone	Lumens	%Fixt
0-20°	5,400	19.3%
0-30°	11,563	41.2%
0-40°	18,165	64.8%
20-50°	17,746	63.3%
40-70°	9,171	32.7%
0-60°	25,968	92.6%
0-80°	27,921	99.5%
0-90°	28,049	100.0%
90-180°	0	0.0%
0-180°	28,049	100.0%

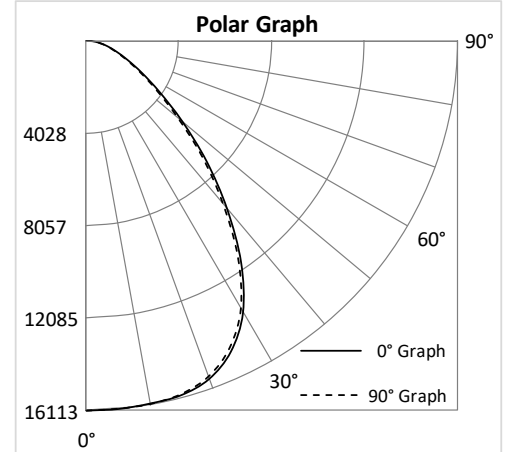


**PHOTOMETRIC DATA**
**HHBR-32L-4K**
**Luminaire Data**

Description	Round High Bay 32L, 4K
Total Lumens	32,101
Input Wattage	240
Efficacy (lm/W)	134
Spacing Criterion (0-180°)	1.24
Spacing Criterion (90-270°)	1.22

**Zonal Lumen Summary**

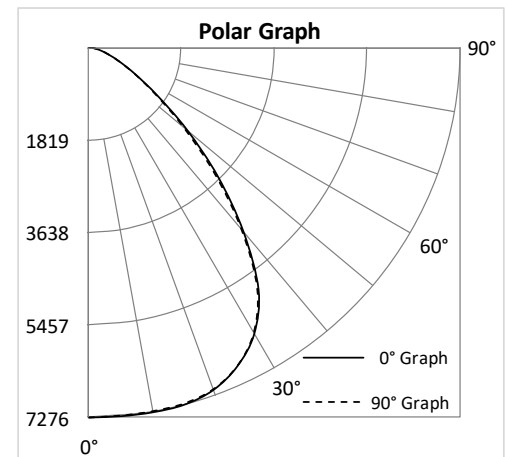
Zone	Lumens	%Fixt
0-20°	6,018	18.7%
0-30°	12,757	39.7%
0-40°	19,937	62.1%
20-50°	19,500	60.7%
40-70°	10,926	34.0%
0-60°	28,945	90.2%
0-80°	31,846	99.2%
0-90°	32,101	100.0%
90-180°	0	0.0%
0-180°	32,101	100.0%


**HHBR-15L-4K-UNC**
**Luminaire Data**

Description	Round High Bay 15L, 4K
Total Lumens	14,744
Input Wattage	101
Efficacy (lm/W)	146
Spacing Criterion (0-180°)	1.3
Spacing Criterion (90-270°)	1.3

**Zonal Lumen Summary**

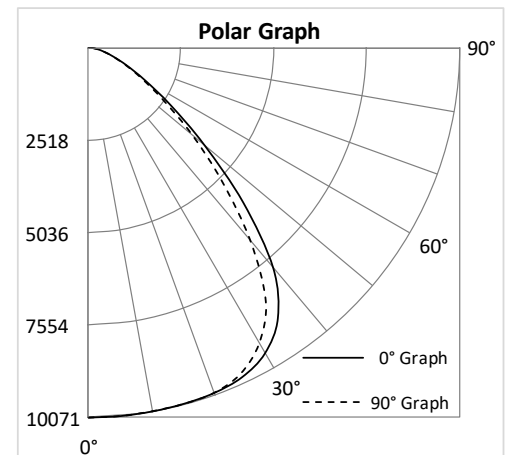
Zone	Lumens	%Fixt
0-20°	2,744	18.6%
0-30°	5,951	40.4%
0-40°	9,574	64.9%
20-50°	9,527	64.6%
40-70°	4,833	32.8%
0-60°	13,719	93.1%
0-80°	14,688	99.6%
0-90°	14,744	100.0%
90-180°	0	0.0%
0-180°	14,744	100.0%


**HHBR-21L-4K-UNC**
**Luminaire Data**

Description	Round High Bay 21L, 4K
Total Lumens	21,137
Input Wattage	149
Efficacy (lm/W)	141
Spacing Criterion (0-180°)	1.4
Spacing Criterion (90-270°)	1.34

**Zonal Lumen Summary**

Zone	Lumens	%Fixt
0-20°	3,800	18.0%
0-30°	8,270	39.1%
0-40°	13,432	63.5%
20-50°	13,618	64.4%
40-70°	7,199	34.1%
0-60°	19,597	92.7%
0-80°	21,053	99.6%
0-90°	21,137	100.0%
90-180°	0	0.0%
0-180°	21,137	100.0%

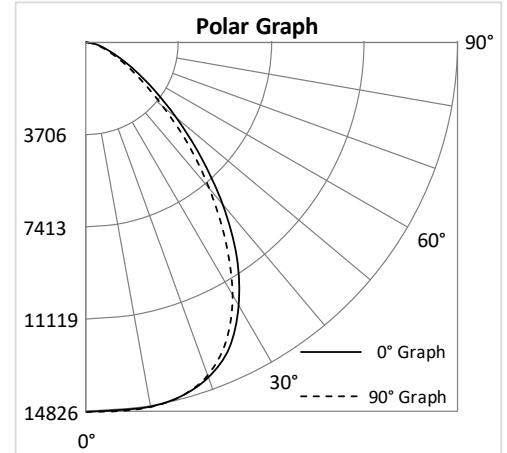


**PHOTOMETRIC DATA**
**HHBR-27L-4K-UNC**
**Luminaire Data**

Description	Round High Bay 27L, 4K
Total Lumens	27,434
Input Wattage	200
Efficacy (lm/W)	137
Spacing Criterion (0-180°)	1.22
Spacing Criterion (90-270°)	1.18

**Zonal Lumen Summary**

Zone	Lumens	%Fixt
0-20°	5,554	20.2%
0-30°	11,639	42.4%
0-40°	17,867	65.1%
20-50°	17,000	62.0%
40-70°	8,782	32.0%
0-60°	25,285	92.2%
0-80°	27,252	99.3%
0-90°	27,397	99.9%
90-180°	37	0.1%
0-180°	27,434	100.0%


**HHBR-34L-4K-UNC**
**Luminaire Data**

Description	Round High Bay 34L, 4K
Total Lumens	33,797
Input Wattage	238
Efficacy (lm/W)	142
Spacing Criterion (0-180°)	1.32
Spacing Criterion (90-270°)	1.32

**Zonal Lumen Summary**

Zone	Lumens	%Fixt
0-20°	6,384	18.9%
0-30°	13,840	41.0%
0-40°	22,065	65.3%
20-50°	21,814	64.5%
40-70°	10,983	32.5%
0-60°	31,557	93.4%
0-80°	33,629	99.5%
0-90°	33,754	99.9%
90-180°	43	0.1%
0-180°	33,797	100.0%

