



**ORDERING INFORMATION**

Model	Size	Wattage	Voltage	Current	Lumens	Efficacy	CCT	Dimming	Color	Dimensions
HBPL-TCP1440W-5-CCT1x4		15W,	120-277V	0.14A@120V, 0.06A@277V	1875	125 lm/W	(3500K,	0-10V	White	47.60"L x 11.90"W x 1.61"H
		20W,		0.18A@120V, 0.08A@277V	2500		4000K,			
		25W,		0.23A@120V, 0.10A@277V	3125		5000K,			
		30W,		0.28A@120V, 0.12A@277V	3750		5700K,			
		40W)		0.37A@120V, 0.16A@277V	5000		6500K)			
HBPL-TCP2240W-5-CCT2x2		15W,	120-277V	0.14A@120V, 0.06A@277V	1875	125 lm/W	(3500K,	0-10V	White	23.78"L x 23.78"W x 1.61"H
		20W,		0.18A@120V, 0.08A@277V	2500		4000K,			
		25W,		0.23A@120V, 0.10A@277V	3125		5000K,			
		30W,		0.28A@120V, 0.12A@277V	3750		5700K,			
		40W)		0.37A@120V, 0.16A@277V	5000		6500K)			
HBPL-TCP2450W-5-CCT2x4		25W,	120-277V	0.23A@120V, 0.10A@277V	3125	125 lm/W	(3500K,	0-10V	White	47.60"L x 23.78"W x 1.61"H
		30W,		0.28A@120V, 0.12A@277V	3750		4000K,			
		35W,		0.32A@120V, 0.14A@277V	4375		5000K,			
		40W,		0.37A@120V, 0.16A@277V	5000		5700K,			
		50W)		0.46A@120V, 0.20A@277V	6250		6500K)			
HBPL-TCP2472W-5-CCT2x4		30W,	120-277V	0.23A@120V, 0.10A@277V	3750	125 lm/W	(3500K,	0-10V	White	47.60"L x 23.78"W x 1.61"H
		40W,		0.28A@120V, 0.12A@277V	5000		4000K,			
		50W,		0.32A@120V, 0.14A@277V	6250		5000K,			
		60W,		0.37A@120V, 0.16A@277V	7500		5700K,			
		72W)		0.46A@120V, 0.20A@277V	9000		6500K)			

**Mount**
**Emergency**

<b>SM14</b>	1x4 Surface Mount Kit	<b>EM8 (BLD-YT08H-XXX)</b>	[INSTALLED] Slim Emergency Backup LED Driver, 8W, 90-Min Battery
<b>SM22</b>	2x2 Surface Mount Kit		
<b>SM24</b>	2x4 Surface Mount Kit	<b>EM20 (BLD-HM20D-YYY)</b>	[INSTALLED] Emergency Backup LED Driver, 20W, 90-Min Battery (≤100W Luminaires)

**SPECIFICATIONS**
**ENERGY DATA**


**Input Voltage:** 120-277V  
**Input Frequency:** 50/60 Hz  
**Wattage:** 5-Wattages (40W Max, 50W Max, 72W Max)  
**Power Factor:** >0.9  
**Total Harmonic Distortion (THD):** <15%  
**Operating Temperature:** -4°F to 113°F (-20°C to 45°C)

**LIGHTING DATA**

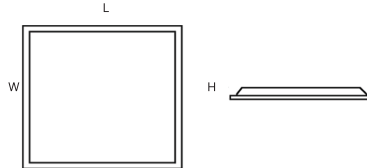
**Lumens:** 1875 to 9000  
**Lumens Per Watt:** 125 lm/W  
**Correlated Color Temperature (CCT):** 5-CCT (35K, 40K, 50K, 57K, 65K)  
**Dimmable:** 0-10V  
**Color Rendering Index (CRI):** 80  
**L70:** 50000 hours

**PHYSICAL DIMENSIONS**
**1x4 Models**

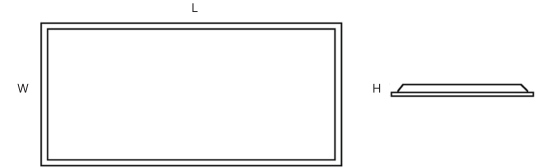
47.60"L x 11.90"W x 1.61"H


**2x2 Models**

23.78"L x 23.78"W x 1.61"H


**2x4 Models**

47.60"L x 23.78"W x 1.61"H





Job Name: \_\_\_\_\_

Type: \_\_\_\_\_

Part #: \_\_\_\_\_

Notes: \_\_\_\_\_



Job Name: \_\_\_\_\_

Type: \_\_\_\_\_

Part #: \_\_\_\_\_

Notes: \_\_\_\_\_