

# HC2 Series

## Economy Channel Two Tube

This cost effective strip light is ideal for use in all residential, commercial and industrial areas where general lighting is desired.

**Construction:** This unit is designed from heavy gauge die formed steel and is finished in baked white enamel or polyester powder coating for maximum durability and reflectivity. Socket bar, end plate, and ballast cover snap-on allowing for tool-free assembly. End plate doubles as coupler when fixture is used in continuous run. Symmetric and asymmetric reflectors are available.

**Electrical:** All units are furnished with UL Listed Class P thermally protected ballast. Other voltages are available upon request. Fixtures meet requirements for UL Luminaire Standard # 1598. All units comply with National Energy Standard. All units are UL certified damp location M 59006648

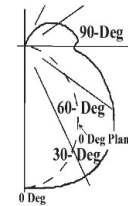
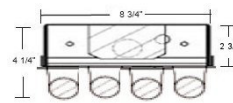
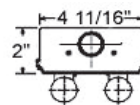
**Mounting:** Unit is equipped with knockouts and holes for pendant or surface mounting. This fixture can be mounted individually or in continuous run. 7/8" knock out is provided in end plate for conduit connector.

### WARRANTY & LISTINGS:

- 5-year warranty of all electronics and housing.
- UL Certified for damp location M 59006648



### DIMENSIONS



Fixture Length							Length
T12	T12HO	T8	T8HO	T5	T5HO		
F14T12	---	---	---	---	---	---	15"
F15T12	---	---	---	---	---	---	18"
F20T12	---	F17T8	---	F14T5	F24T5HO	---	24"
F30T12	---	F25T8	---	F21T5	F39T5HO	---	36"
F40T12	F48T12HO	F32T8	---	F28T5	F54T5HO	---	48"
---	---	F40T8	---	F35T5	F80T5HO	---	60"
F72T12	F72T12HO	---	---	---	---	---	72"
F96T12	F96T12HO	F96T8	F96T8HO	---	---	---	96"

For Tandem Units: Multiply lamp length above by lamp quantity

Coefficients Utilization Zonal Cavity Method												
RF	20			30			40			50		
RC	70	80%	10	70	80%	10	70	80%	10	70	80%	10
0	102	102	102	102	98	98	98	98	89	89	89	89
1	91	86	82	78	87	83	79	75	76	72	70	70
2	82	74	67	62	78	71	65	60	65	60	56	56
3	75	65	57	52	71	62	55	49	57	51	46	46
4	68	57	48	42	64	54	47	41	50	44	39	39
5	62	50	41	35	58	48	40	34	44	37	32	32
6	56	44	36	30	54	42	35	29	39	32	27	27
7	52	39	31	26	49	38	30	25	35	28	24	24
8	48	35	27	22	45	34	26	21	31	25	20	20
9	44	32	24	19	42	30	22	18	28	22	17	17
10	41	29	21	16	39	28	21	16	25	19	15	15

## Ordering Guide

Series	# of Lamps	Lamp Size	Ballast Type	Options
HC2	1 2 3 4 21 22 23 24	<b>T8</b> 17 = F17T8 25 = F25T8 32 = F32T8 59 = F59T8 86 = F96T8/HO  <b>T5</b> 14 = F14T5 21 = F21T5 28 = F28T5  <b>T5HO</b> 24 = F24T5 39 = F39T5 54 = F54T5	<b>120 = 120V</b> MV = Multivolt E-LW = Electronic .77 BF E-O = Electronic 1.18 BF E-DIM = Dimming Unit  SET LED N = Wired 1 end hot for LED tubes SET LED N/S = Wired 2 ends hot for LED tubes W/LEDIF = LED ballast driven tubes NB= No-Ballast	EMBA 2BAL OCC-E = External Occupancy Sensor OCC-I = Internal Occupancy sensor BI-LEV= Bi-level dimming system O = grounded outlet TOG = Toggle Switch PULL= Pull chain switch PRIS = Prismatic lens C+P = Cord & plug WG= Wiregaurd