

HNEB SERIES

Explosion Proof Area Light / Low-High Bay

KEY FEATURES:

- Available in 30W, 50W, 75W, 100W, 120W; 150W, 180W, 200W, 240W
- IP66 and IK08 double protection, with super reliability
- Input Voltage: AC120-277V, AC277-480V (50/60Hz)
- 1-10V dimmable and DALI control optional.
- Pendant, Ceiling, Wall, Trunnion, 25° Stanchion and 90° Stanchion mounting options
- Warm White-Cool White options 2000K - 6500K
- Colored LED available: **R/G/B/AMBER** options
- Wildlife Friendly for coastal area's.
- Type I, III and V light distribution options
- The max operating ambient temperature range: -40°C to 65°C
 - 50/75/100W: -40° to +60°
 - 30/120W: -40° to +65°
 - 150W: -40° to +55°
 - 180/200/240W: -40° to +45°
- Optional stainless steel guard
- Flip-type structure for easy access to internal components provides up to 1,350lm illumination for 90 minutes of emergency lighting (em battery back up only available for 50W).
- Well-organized terminal block, the ceiling mounting, bracket mounting and wall mounting are equipped with four conduit holes.
- Easy wiring with self-locking spring terminals.
- Equipped with low copper aluminum alloy body and special powder coating, as well as stainless steel components with special anti-corrosion treatment make it suitable for marine environments for over 10 years.
- LED chips are separated from the driver cavity, ensures good heat dissipation and longer service life.

APPLICATIONS:

- Power Plants
- Heavy Industrials Storage Facility
- Paper Mills
- Wastewater Treatment Plants
- Loading Docks
- Platforms
- Shipyards
- Chemical Processing Facility
- Petrochemical Processing Facility

CERTIFICATIONS AND LISTINGS UL:

- **Class I, Division 2, Groups A, B, C, D**
- **Class II, Division 1, Groups E, F, G**
- **Class II, Division 2, Groups F, G**
- **Class III**
- **NEMA 4X**
- **UL 1598 - Wet Locations**
- **UL 1598A - Marine**
- **UL 8750 - LED Safety**
- **UL 844 - Hazardous Locations**
- **CSA Standard UL924 - Emergency Lighting**
- **CSA C22.2 No. 137**
- **CSA C22.2 No. 250.0**
- **CSA C22.2 No. 141**

IECEX:

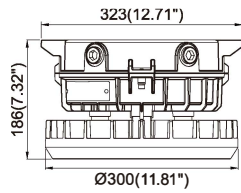
- Ex nR IIC T6/T5 Gc
- Ex tb IIIC T80°C/95°C Db IP66

ATEX:

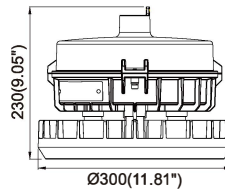
- Ex nR IIC T6/T5 Gc
- Ex tb IIIC T80°C/95°C Db IP66



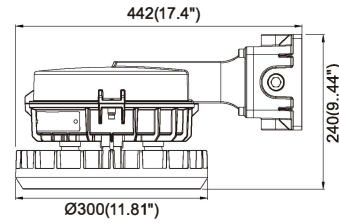
DIMENSIONS



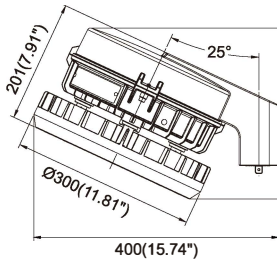
Ceiling mount



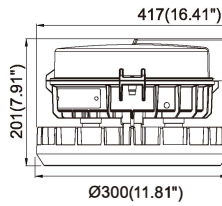
Pendant mount



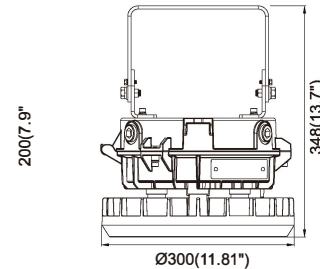
Wall bracket



25° Stanchion mount

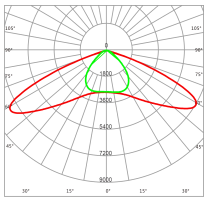


90° Stanchion mount

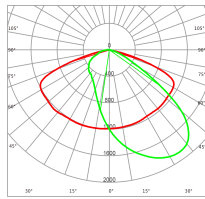


Trunnion mount

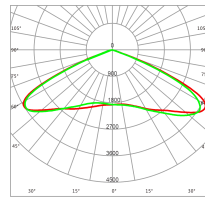
PHOTOMETRICS



T13801 (type I)

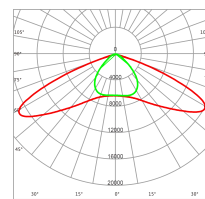


T13803 (type III)

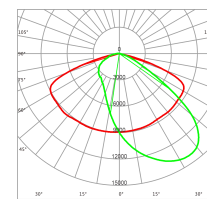


T13803 (type V)

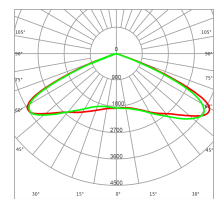
120W-240W beam angle



T32001 (type I)



T32003 (type III)



T32005 (type V)

LUMEN OUTPUT CHART

Power Consumption(±5%)	30W	50W	75W	100W	120W	150W	180W	200W	240W
Luminous Flux (±10%)	4050lm	6750lm	10125lm	13500lm	16200lm	20250lm	24300lm	27000lm	32400lm

ORDERING INFORMATION

Series	Wattage	Voltage	CCT	Optical Lens	CRI	Accessories	Mounting	Warranty
HNEB	3 = 30W 5* = 50W 7 = 75W 10 = 100W 12 = 120W 15 = 150W 18 = 180W 20 = 200W 24 = 240W	LV = 120-277V HV = 277-480V	S = 3000K I = 4000K C = 5000K R = RED G = GREEN B = BLUE A = AMBER	(Please refer to Photometric codes above)	7 = 70 CRI 8 = 80CRI 9 = 90CRI	NPT = 3/4"NPT WG1 = Wire Guard 30-100W WG2 = Wire guard 120-240W EM* = Battery Backup* OC = Occupancy Sensor	TR = Trunnion Mount CM = Ceiling Mount PM = Pendant Mount WM = Wall Mount 25S = 25° Stanchion 90S = 90° Stanchion	5Y = 5 Year (STD) 10Y = 10 Year

* NOTE: EM battery back up only available for and 50W