

PBF

Bullet Flood Light Lumen & Kelvin Selectable

HOUSING: Premium powder-coat, aluminum, dark bronze housing.

ELECTRICAL:

- Operating temperature (ambient): -40°C to 45°C (-40°F to 113°F).
- Universal 120-277V AC voltage (50-60Hz) is standard.
- Built in photocell.
- 0-10VDC dimming drivers is standard.
- Input transient surge protection = 4kV.
- Power factor > 0.90.
- Total Harmonic distortion < 20%.

OPTICAL SYSTEM:

- Polycarbonate frosted lens.
- Field selectable 3000k(warm white), 4000k (neutral white) and 5000k (cool white) color temperatures*.
- Tri-lumen selectable delivers 3,000 to 4,500 nominal lumens*.
- Long-life LEDs provide 151,000 hours of operation with at least 70% of initial lumen output (L70), and 45,000 hours with at least 90% of initial lumen output (L90)**.
- Beam angle 3H3V distribution.
- LED color maintenance < -0.00156 chromaticity shift ($\Delta u'v'$) over the initial 6,000 hours of operation.
- Color rendering index > 70.

* Default 4000k color temperature and highest lumen output. **L70 & L90 hours are IES TM-21-11 calculated hours.

MOUNTING:

- Knuckle mount kit is standard (Fit 1/2" NPT).
- Optional Line Voltage Ground Stake
- Optional round canopy mount for surface mount. compatible with 4-inch standard junction box.
- Easy installation in new construction or retrofit.

CODE COMPLIANCE:

- cULus listed for wet locations.
- DLC premium listed.
- Complies with FCC part 15, class A.
- IP65 rated for ingress protection.

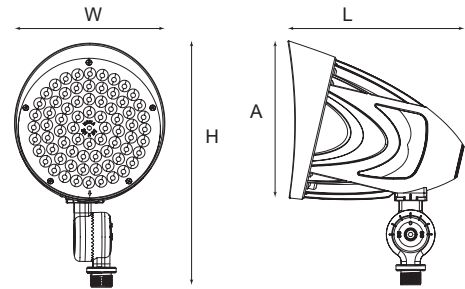
WARRANTY: 5 year warranty on all electronics and housing.



ORDERING INFORMATION

Example: PBF453730L-3CCT

Series	Nominal Lumen Output (Selectable)		Kelvin Selectable
PBF	453730L	4,500 / 3,700 / 3,000 lm	3CCT 3K / 4K / 5K



Model #	L (in)	W (in)	A (in)	H (in)	Weight (lbs)
PBF453730L-3CCT	6.42	5.51	5.79	8.9	2.41

Mounting

CM-R = Round canopy mounting plate, suitable to mount 1/2" swivel arm and use with standard 4" round junction box.

MPOST17 Line Voltage Ground Stake.

LUMEN TABLES

Series	Measurements	Low Lumens			Mid Lumens			High Lumens		
		3000K	4000K	5000K	3000K	4000K	5000K	3000K	4000K	5000K
PBF453730L-3CCT	Lumens	2,999	3,187	3,120	3,707	4,008	4,077	4,564	5,064	4,766
	Watt	20.39	19.76	20.39	26.46	25.42	26.52	35.1	33.28	34.86
	Efficacy	147	161	153	140	158	154	130	152	137

ELECTRICAL DATA

Series	CCT	Input Amps (A)								
		Low Lumens			Mid Lumens			High Lumens		
		120V	240V	277V	120V	240V	277V	120V	240V	277V
PBF453730L-3CCT	3000k	0.17	0.08	0.07	0.22	0.11	0.10	0.29	0.15	0.13
	4000k	0.16	0.08	0.07	0.21	0.11	0.09	0.28	0.14	0.12
	5000k	0.17	0.08	0.07	0.22	0.11	0.10	0.29	0.15	0.13

PHOTOMETRICS

PBF453730L-3CCT

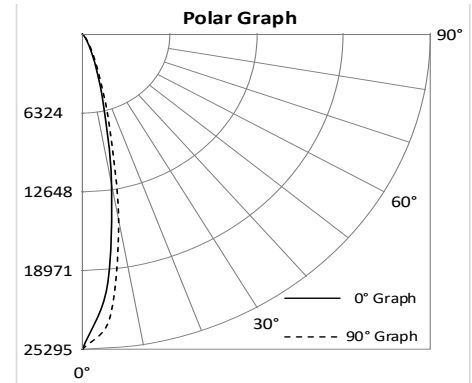
Luminaire Data

Description	Flood Light Lumen/Kelvin Selectable
Total Lumens	4,436
Input Wattage	33
Efficacy (lm/W)	133
Max. Cd.	25598 (112.5H, 1V)
IES Classification	N.A.
Longitudinal Classification	N.A.

Luminaire Classification Systems (LCS)

LCS Zone	Lumens	%Lum	
FL	0-30	1,870	36.9%
FM	30-60	210	4.1%
FH	60-80	36	0.7%
FVH	80-90	1	0.0%
BL	0-30	1,984	39.2%
BM	30-60	233	4.6%
BH	60-80	85	1.7%
BVH	80-90	8	0.2%
UL	90-100	0	0.0%
UH	100-180	10	0.2%
Total		4,436	87.6%

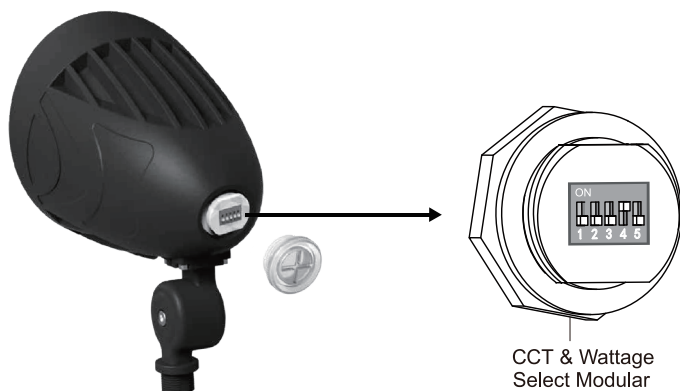
BUG Rating B3-U2-G0



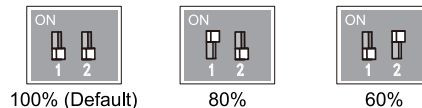
COMPATIBLE DIMMERS AND CONTROLS

Manufacturer	Model Number	Dimmer Range	Load Switching Capacity
Best Lighting	DWS-010V-T	10%-100%	600W
Best Lighting	DWS-010V-D	10%-100%	600W
Leviton	IP710-LFZ	10%-100%	1200W
Lutron	DVSTV	10%-100%	450W

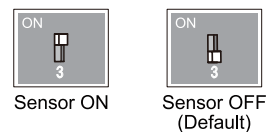
CCT & WATTAGE SETTING



Wattage Select



Photocell



CCT Select

